



Workbook
Answer Key

Sounds and Fun

Find the onset and the rime in the picture.
Put the stickers into the proper groups.

Onset **Rime**

2 SENTENCES

Comprehension

Think about the poem. Put the stickers in the box for each question.

Learn about the Poem

Who are the main characters in the poem?

Characters

What happened?

Cause

Effect

4 SENTENCES

Word Study

Sort the stickers and put them into the proper groups.

Study the Words

Numbers	1	2
Animals		
Actions		
Things		

Hickory, Dickory, Dock 3

Fluency

Read together! Add / or // marks to the poem. Read the poem expressively like you are a bird or a mouse.

Enjoy the Poem

// means you need to pause
/ means you need to stop

Hickory, Dickory, Dock


Hickory, dickory, dock: /
The mouse / ran up the clock. //
The clock struck one. /
The mouse ran down. /
Hickory, dickory, dock. //

Hickory, dickory, dock: /
The bird looked at the clock. //
The clock struck two. /
Away she flew. /
Hickory, dickory, dock. //

Hickory, Dickory, Dock 5

Sounds and Fun


Practice the Sounds
Look at the onset and rime in the picture below. Then put the correct stickers in the boxes.



What letter stands for the onset?
big letter **D** small letter **d**

Beginning Sound: **d**

Rime: **-ell**



The Farmer in the Dell 7

Word Study

Study the Words
Sort the stickers and put them into the proper groups.

People



Farm Animals

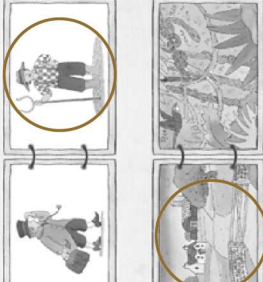


8 304713026


Comprehension

Learn about the Poem
Think about the poem. Circle the right pictures for each question.


Who is the main character?



Where does the poem happen?



How does the farmer feel?



The Farmer in the Dell 9

Fluency

Enjoy the Poem!
Read together! Circle the first letter for each word. Read the poem.

The Farmer in the Dell

The farmer in the **f** **d** ell,
The farmer in the **d** **b** ell,
Hi-ho the dery-o,
The farmer in the **y** **d** ell,
The farmer takes a wife.
The farmer takes a wife,
Hi-ho the dery-o,
The farmer takes a wife.



10 304713026

Sounds and Fun

Practice the Sounds
Find the onset and the rime in the picture. Put the stickers into the proper groups.

Onset

Rime

12 PATTERNS

Comprehension

Learn about the Poem

A. Think about the poem. Put the right stickers in the blanks.

What will the main character do for his friends?

I will make for Sam.

I will make for Pam.

B. What would you like to cook for your friend if you were the main character? Draw a picture.

14 PATTERNS

Word Study

Study the Words
Name the pictures. Sort the stickers and put them into the proper groups.

Names

Foods

Numbers

13 Sam and Pam

Fluency

Enjoy the Poem
Read together! Use the letter stickers for the beginning sounds. Add / or // marks to the poem. Read the poem while focusing on phrasing.

Sam and Pam

Sam, / Pam, / my friends, //

I'll make **J** am for Sam. //

I'll make **h** am for Pam. //

One for **S** am. //

One for **P** am. //

We are friends. //

/ means you need to pause
// means you need to stop

15 Sam and Pam

Sounds and Fun

Make words with the beginning sounds and the rimes according to the directions. Put the right stickers in the boxes.

1. /rnh/+oy/

2. /ppp/+oy/

3. /ss/+oy/

4. /ppll/+oy/

5. /lmm/+oy/

Teacher's Directions: Say the parts of the words. Have the students combine the parts to make words.

Rain, Rain, Go Away 17

Comprehension

Learn about the Poem: Think about the poem. Circle the right picture for each question.

Who is the main character?

Does the main character like rainy days? Why or why not?

Yes! No!

Because... Sally wants to

Rain, Rain, Go Away 18

Word Study

Study the Words: What kind of weather is it? Put the right stickers in the boxes.

Rain, Rain, Go Away 19

Fluency

Read together! Add / or // marks to the poem. Read the poem like you are Sally.

Rain, Rain, Go Away

/ means you need to pause
// means you need to stop

Rain, / rain, / go away. //

Come again another day. /

Little Sally wants to play. //

So rain, / rain, / go away. //

Rain, Rain, Go Away 20

Sounds and Fun

Make a word with the beginning sounds and the rime according to the directions. Put the right stickers in the boxes.

Practice the Sounds

Teacher's Directions: Say the parts of the words. Have the students combine the parts to make words.

1. /rnn/ + /ight/
2. /ll/ + /ight/
3. /ss/ + /ight/
4. /llm/ + /ight/
5. /lln/ + /ight/

Comprehension

Think about the poem. Circle the right picture for each question.

Learn about the Poem

Who is the main character?

When does the poem happen?

What happens to the main character?

Word Study

Combine the onset and rime pattern to make words. Put the right stickers in the boxes.

Onset	Rime	New word
	ight	
5	ight	
	ight	
Friday	ight	

Fluency

Enjoy the Poem! Read together! Write the first letters of the words in the blanks. Write the punctuation mark in the box. Read the poem with a scary voice.

One Scary Night

One scary night ★ ★

When the only light

Came from the bright, bright stars,









Sally got a fright

From a scary sight.

Was it the man from Mars? ?

Sounds and Fun

Practice the Sounds
Combine the onset and rime pattern to make words.
Put the right stickers in the boxes.

Onset	Rime	New word
		
		
		
		

Little Will 27

Comprehension

Think about the poem. Put the right stickers by the proper questions.

Learn about the Poem

Who is the main character?


Where does the poem take place?






What is the main character's problem?


What is the solution?


Little Will 28

Word Study

Study the Words
Listen to the clues from the teacher and attach the right stickers.

- It begins like insect. It means "sick."

- It begins like pen. It means "medicine."

- It begins like star. It means "not to move."

- It begins like chicken. It means "to feel cold."


28 301113028

Fluency

Enjoy the Poem!
Read together! Use the letter stickers for the onset. Add / or // marks to the poem. Read the poem as if you were ill.

Little Will
/ means you need to pause
// means you need to stop

Little Will /
Was very ill. //
He stayed in bed / all day /
And took a pill /
For his chill. /
So / tomorrow he could play. //

30 301113028



MEMO

A memo pad with a light brown cover and a cream-colored surface. The surface is ruled with vertical lines, creating a series of narrow columns for writing. The pad is held in place by a decorative paper clip on the left side.



MEMO



MEMO

A memo pad with a light beige, textured background and a dark brown border. The pad is ruled with vertical lines, creating a series of narrow columns. The word 'MEMO' is printed in a simple, black, sans-serif font at the top left of the pad.